

**Research Article****Treatment of Livestock Wastewater by Bentonite Coated Chitosan**

Hong Shao, Di Zhang, Zhifang Zhang and Dawei Wang

College of Environmental and Safety Engineering, Shenyang University of Chemical and Technology, Shenyang 110142, China

**Abstract:** In this study a new type of flocculating agent-Bentonite Coated Chitosan was prepared to treat the livestock wastewater which came from the piggery. The bentonite coated chitosan was prepared of natural bentonite which was used as raw material and chitosan which was used as modifying agent. The raw concentration of the ammonia nitrogen and COD of the livestock wastewater were 1800~2200 mg/L and 2000~2100 mg/L. The study showed that the the best removal rate of them are 72.47% and 88.26% when the dosing quantities are 0.5g/L, stirring times are 20 min, stirring rates are 300 r/min, pH are 5, standing time are 60 min. The soil layer and shape of the chitosan did not changed after be modified.

**Keywords:** Ammonia nitrogen, bentonite, chitosan, CODcr, livestock wastewater from the piggery

**INTRODUCTION**

In recent years, livestock farm was developed to scale with the increasing demand of the livestock products. However the discharge of livestock wastewater is also increased (Jerz *et al.*, 2011). Now the livestock wastewater is the primary pollution sources than industrial wastewater and domestic wastewater (Luting and Huafei, 2008). The livestock wastewater includes poultry excrement, piggery rinse water and so on Jinlian and Ning (2000).

This type of the wastewater has the advantages such as high concentration of the CODcr, the ammonia nitrogen and the SS (Jie, 2009; Zhiyong *et al.*, 2007). It will caused pollution surface water, underground water and farmland if random discharged (Xia *et al.*, 2011). How to solve the livestock wastewater effectively is one of the most urgent problems to be settled especially during the twelfth five years plan that the ammonia nitrogen is added one of the water pollutant.

At present the livestock wastewater treatment are ABR (Shengqiong and Hongwang, 2011), SBR (Jian *et al.*, 2009), USR (Sheng *et al.*, 2011) and so on. However, these methods have the problems such as difficult to control, operation complicated, secondary pollution. This experiment prepared the bentonite coated chitosan which used natural bentonite as the raw material and chitosan as modifying agent to treat the livestock wastewater. In recent years the midified bentonite is used in the field of the heavy metals wastewater, organic wastewater and dyeing wastewater (Liping *et al.*, 2010). It was a penetration that the Bentonite Coated Chitosan was used in the livestock

Table 1: The indexes of the raw livestock wastewater

pH	SS (mg/L)	Ammonia	
		nitrogen (mg/L)	COD (mg/L)
9.0~9.5	1000~1100	1800~2200	2000~2100

Table 2: The chemical constitute of the bentonite

SiO <sub>2</sub>	Al <sub>2</sub> O <sub>3</sub>	Fe <sub>2</sub> O <sub>3</sub>	MgO	CaO
56.4	15.88	4.27	2.22	0.75
Na <sub>2</sub> O	K <sub>2</sub> O	TiO <sub>2</sub>	MnO	Ignition loss
2.45	1.60	0.48	0.09	15.28

wastewater firstly and the treatment efficiency was also proved in the study.

**EXPERIMENTAL MATERIALS**

The livestock wastewater used in the experiment was the effluent of a livestock farm in Shenyang Liaoning. The indexes of the livestock wastewater were showed in the Table 1.

The bentonite comes from the Heishan Liaoning. Its chemical constitute was showed in the Table 2.

The chitosan which decollation degree was 90% was dissolved with 5% (v/v) acetic acid solution in the 100 mL beaker. 50 g of the bentonite coated chitosan was stirred with 50~60 mL of the chitosan solution and putted in the microwave oven under 800 w for 5 min, heated, porphyzied, selected through 0.18 mm (Hong *et al.*, 2009a).

**METHODOLOGY**

The bentonite coated chitosan was putted into livestock wastewater of 500mL, changed the pH and

**Corresponding Author:** Di Zhang, College of Environmental and Safety Engineering, Shenyang University of Chemical and Technology, Shenyang, 110142, China

This work is licensed under a Creative Commons Attribution 4.0 International License (URL: <http://creativecommons.org/licenses/by/4.0/>).

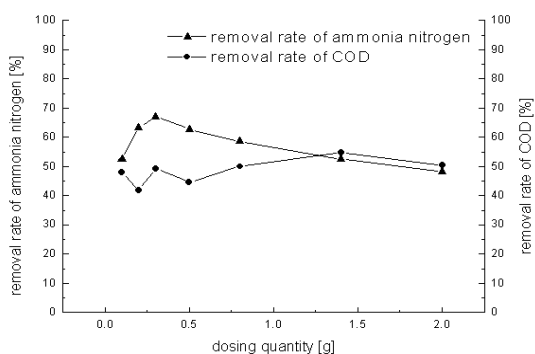


Fig. 1: The effect of the dosing quantity

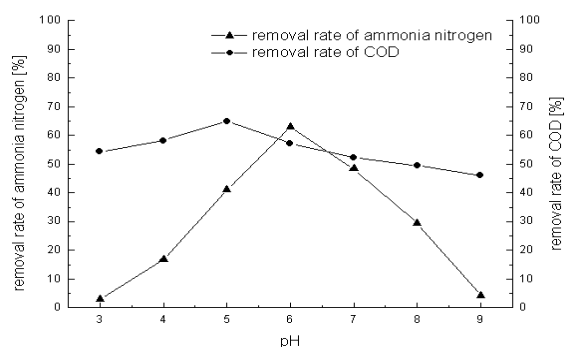


Fig. 2: The effect of the pH

tiring for a time, stand and the residual concentration of the ammonia nitrogen and COD were measured and calculated as the flowing formula:

$$\eta = \frac{A_0 - A}{A} \times 100\% \quad (1)$$

$\eta$  = The removal rate (%)

$A_0$  = The concentration of the COD or ammonia nitrogen before treated

$A$  = The concentration of the COD or ammonia nitrogen after treated.

## RESULTS AND ANALYSIS

**The effect of the dosing quantity:** The livestock wastewater was treated at the conditions of the concentration of the pH was 5, the stirring rate was 300 r/min, the stirring time was 20 min and the standing time was 30 min. The effect of the dosing quantity was shown in the Fig. 1.

Figure 1 indicated that the removal rate of the ammonia nitrogen increased with the increase of the dosing quantity and meet the max when the dosing quantity was 0.2~0.5 g. The removal rate of the COD changed little at the removal rate of 45%. This was because the negative charge on the pollutant was neutralized by the bentonite coated chitosan and subsided at the function of adsorption bridge (Hong

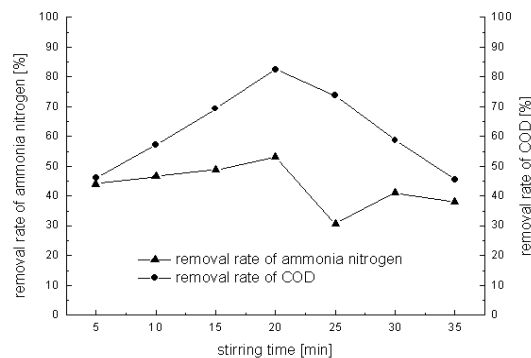


Fig. 3: The effect of the stirring time

*et al.*, 2009b). Considering the removal rate of ammonia nitrogen and COD, the proper dosing quantity was 0.5 g.

**The effect of the pH:** The livestock wastewater was treated at the conditions of the concentration of the dosing quantity was 0.5 g, the stirring time was 20 min, the stirring rate was 300 r/min and the standing time was 30 min. The effect of the pH was shown in the Fig. 2.

Figure 2 indicated that the pH had a big impact on the removal rate of the ammonia nitrogen which the best treated effect was 6. This was because the pH had impact on the organic polymer adsorbent and the properties of the charge on the surface of the bentonite coated chitosan. At low pH value, there was more hydrogen ion which would compete with the ammonia ion in the bentonite coated chitosan. It was not good for the adsorption of the ammonia nitrogen. At high pH value, the surface of the adsorption was jammed easily (Hong *et al.*, 2010). The impact on COD was not significant. The highest removal rate occurred when pH was 5.

**The effect of the stirring time:** The livestock wastewater was treated at the conditions of the concentration of the dosing quantity was 0.5 g, the pH was 5, the stirring rate was 300 r/min and the standing time was 30 min. The effect of the stirring time was shown in the Fig. 3.

Figure 3 indicated that the removal rate of the ammonia nitrogen and COD increased firstly and decreased with the increase of the stirring time. The biggest removal rates were occurred when the stirring time was 20 min. This was because the adsorbent was saturate and the adsorbent would be destroyed if last the stirring time. So the proper stirring time was 20 min in this experiment.

**The effect of the stirring rate:** The livestock wastewater was treated at the conditions of the concentration of the dosing quantity was 0.5 g, the stirring time was 20min, the pH was 5 and the standing time was 30 min. The effect of the stirring rate was shown in the Fig. 4.

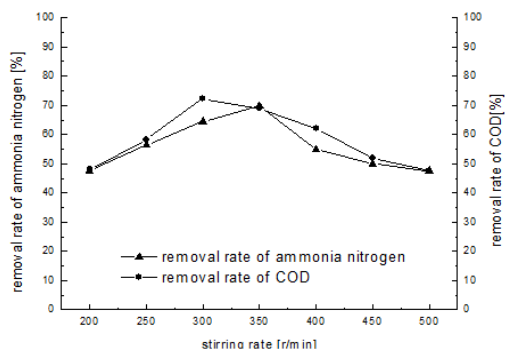


Fig. 4: The effect of the stirring rate

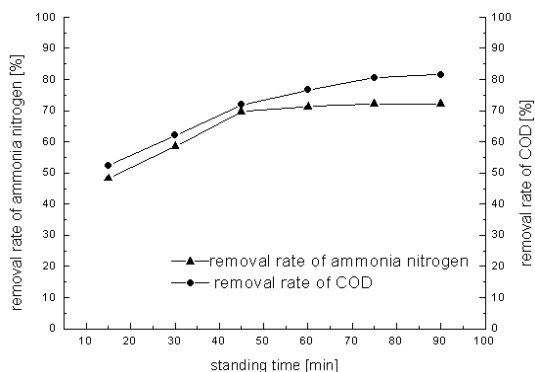


Fig. 5: The effect of standing time

Figure 4 indicated that the removal rate of the ammonia nitrogen and COD increased firstly and decreased with the increase of the stirring rate. This was because low stirring rate made for bentonite coated chitosan

spreading in the water sample. The adsorbent would also be destroyed if increased the stirring rate and the removal rate of the ammonia nitrogen and COD would decreased. Considering the removal rate of ammonia nitrogen and COD 350 r/min was the proper stirring rate.

**The effect of the standing time:** The livestock wastewater was treated at the conditions of the concentration of the dosing quantity was 0.5 g, the stirring time was 30min, the stirring rate was 300 r/min and the pH was 5. The effect of the standing time was shown in the Fig. 5.

Figure 5 indicated that the impact of standing time on ammonia nitrogen and COD were same approximately and the removal rate of them increased with the increase of the standing time. The removal rates did not changed if the standing time was more than 60 min. The ammonia nitrogen and COD were adsorbed and floated in the water sample after stirring. These adsorbent sinked under the gravity and the function completed when the standing time was 60min. So the proper standing time was 60 min in the experiment.

The single factor experiment indicated that the optimum process parameters of the livestock wastewater which treated by bentonite coated chitosan was the dosing quantity: 0.5 g, the pH: 5, the stirring time: 20 min, the stirring rate: 300 r/min and the standing time: 60 min

**The orthogonal experiment:** The table of the orthogonal experiment of L16 (4<sup>5</sup>) was build base on the single factors of the concentration of the dosing

Table 3: The result of the orthogonal experiment

		Dosing quantity (g)	pH	Stirring time (min)	Stirring rate (r/min)	Standing time (min)	Removal rate of COD (%)	Removal rate of ammonia nitrogen (%)
1		0.3	4	15	300	45	76.47	51.27
2		0.3	5	20	350	60	78.42	67.08
3		0.3	6	25	400	75	62.78	49.13
4		0.3	7	30	450	90	61.28	50.84
5		0.5	4	20	400	90	68.57	61.10
6		0.5	5	15	450	75	81.05	61.15
7		0.5	6	30	300	60	82.71	62.64
8		0.5	7	25	350	45	64.29	44.00
9		0.8	4	25	450	60	65.19	56.82
10		0.8	5	30	400	45	66.39	42.72
11		0.8	6	15	350	90	58.65	48.27
12		0.8	7	20	300	75	72.56	62.38
13		1.4	4	30	350	75	59.92	61.79
14		1.4	5	25	300	90	78.20	70.08
15		1.4	6	20	450	45	72.56	45.28
16		1.4	7	15	400	60	56.77	48.70
COD	K <sub>1</sub>	69.74	67.54	68.24	77.49	69.93		
	K <sub>2</sub>	74.16	76.02	73.03	65.32	70.72		
	K <sub>3</sub>	65.70	69.18	67.62	63.63	69.08		
	K <sub>4</sub>	66.87	63.73	67.58	70.02	66.68		
	Range	8.46	12.29	5.45	13.86	4.100		
Ammonia nitrogen	K <sub>1</sub>	54.58	57.75	52.34	61.59	45.82		
	K <sub>2</sub>	57.21	60.25	58.96	55.29	58.81		
	K <sub>3</sub>	52.55	51.33	55.01	50.41	58.60		
	K <sub>4</sub>	56.46	51.48	54.50	53.51	57.57		
	Range	4.66	8.92	6.63	11.18	12.99		

Table 4: The result of the confirmatory experiment

	The removal rate of ammonia nitrogen (%)	The surplus of ammonia nitrogen (mg/L)	The removal rate of COD (%)	The surplus of COD (mg/L)
1	73.07	538.6	87.92	253.68
2	72.12	557.6	88.23	247.17
3	72.22	555.6	88.64	238.56
Average evaluate	72.47	550.6	88.26	246.54

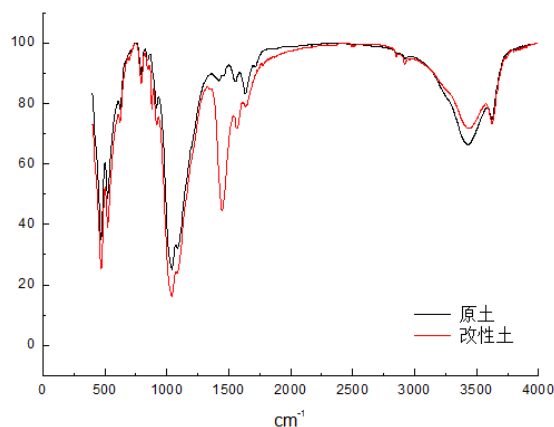


Fig. 6: The IR spectrum chart

quantity, the stirring time, the stirring rate, the pH and the standing time. The result was shown in Table 3.

The orthogonal experiment indicated that the optimum process parameters of the livestock wastewater which treated by bentonite coated chitosan was the dosing quantity: 0.5 g, the pH: 5, the stirring time: 20 min, the stirring rate: 300 r/min and the standing time: 60 min which is as the same as single factor experiment.

The impaction order of the COD was the stirring rate, the pH, the dosing quantity, the standing time and the stirring time. The impaction order of the ammonia nitrogen was the standing time, the stirring rate, the pH, the stirring time and the dosing quantity.

**The confirmatory experiment:** Under the orthogonal experiment optimum process parameters the livestock wastewater which raw pH was 9.0~9.5, the SS was 1000 mg/L, the NH<sub>3</sub>-N was 1800~2200 mg/L and the COD was 2000~2100 mg/L 3 times to check the result of the orthogonal experiment. The result was showed in Table 4.

The Table 4 indicated that the removal rate of ammonia nitrogen was 72.42% and the surplus of ammonia nitrogen was 550.6 mg/L. The removal rate of COD was 88.26% and the surplus of ammonia nitrogen was 246.54 mg/L when the livestock wastewater was treated by bentonite coated chitosan. The COD of treated livestock wastewater was meeting the «Discharge standard of pollutants for livestock and poultry breeding» and the ammonia nitrogen needed secondary treatment.

**The infrared spectroscopic analysis:** Figure 6 indicated that the peak that around the 3434/cm was the

absorption peak of O-H and N-H. The peaks appeared under the 1300/cm had concentrate with the bentonite coated chitosan. The basic structure was not changed after bentonite modified.

## CONCLUSION

The livestock wastewater which raw pH was 9.0~9.5, the SS was 1000 mg/L, the NH<sub>3</sub>-N was 1800~2200 mg/L and the COD was 2000~2100 mg/L was treated by the bentonite coated chitosan.

The optimum process parameters was that the dosing quantity: 0.5 g, the pH: 5, the stirring time: 20 min, the stirring rate: 300 r/min and the standing time: 60 min. The removal rate of COD and ammonia nitrogen were 88.26% and 72.47%.

The impaction order of the COD was the stirring rate, the pH, the dosing quantity, the standing time and the stirring time. The impaction order of the ammonia nitrogen was the standing time, the stirring rate, the pH, the stirring time and the dosing quantity.

The modifying agent didn't change the basic structure of the bentonite.

## REFERENCES

- Hong, S., X. Hongkang and L. Hui, 2009a. Effect of treatment on high turbidity wastewater by using chitosan coated bentonite. *Ecol. Environ. Sci.*, 5: 1698-1702.
- Hong, S., C. Hui and L. Jialin, 2009b. Preparation of bentonite coated chitosan and its adsorptive properties. *Chinese J. Environ. Eng.*, 3: 1597-1601.
- Hong, S., J. Chao and L. Hui, 2010. Study on treatment to coking wastewater by using chitosan modified bentonite. *Ecol. Environ. Sci.*, 5: 1040-1043.
- Jerz, C., C. Beaumont and P. Magselaine, 2011. The prospective of poultry industry in the coming fifteen years in Europe. *China Poult.*, 33: 5-8.
- Jian, Y., D. Chaoshui and X. Ping, 2009. Selection of optimization process of denitrification in piggery wastewater treatment by SBR. *Environ. Sci. Technol.*, 32: 174-177.
- Jie, Z., 2009. Study on the high concentrate of livestock wastewater treatment. *Front. Dyn.*, 4: 21.
- Jinlian, Y. and Y. Ning, 2000. Study on the livestock wastewater treatment. *Water Supp. Drainage*, 9: 44-46.
- Liping, X., P. Cunlin and D. Tegang, 2010. Application research and prospect of bentonite in water treatment. *J. Water Res. Water Eng.*, 4: 28-32.

- Luting, P. and L. Huafei, 2008. New technology of waste water treatment for large scale hogpen. *Ind. Water Treatment*, 28: 73.
- Sheng, C., Y. Kang and S. Minting, 2011. The application of USB in the treatment of livestock farm wastewater. *Jiangxi J. Anim. Husbandry Vet. Med.*, 3: 25.
- Shengqiong, F. and Z. Hongwang, 2011. Study on the high concentrate of livestock wastewater by ABR. *Anhui Agri. Sci. Bull.*, 15: 22.
- Xia, P., L. Shuanglai and H. Cheng, 2011. Advance and utilization of treatment technology on wastewater from piggery. *Hubei Agric. Sci.*, 50: 69-70.
- Zhiyong, Y., W. Genyi and L. Yuze, 2007. Treatment of piggery wastewater by UASB/SBR/chemical coagulation process. *China Water Wastewater*, 23: 66-67.