

## Research Article

### Effect of Polysaccharides and Water Extract from *Fructus tribuli* on Growth of *Lactobacillus brevis*

Zongcheng Miao, Yongming Zhang, Dengwu Wang and Zhongjin Li  
Xijing University, Xi'an, Shaanxi Province, 710123, P.R. China

**Abstract:** Effect of polysaccharides and water extract from *Fructus tribuli* on growth of *Lactobacillus brevis* was studied by measuring the optical density at 600 nm and pH using commercial MRS broth as the control. The addition (mg/mL) of steroidal saponins was 0.10, 0.20, 0.30, 0.40 and 0.50 and the addition (% v/v) of water extract was 1, 2, 3, 4 and 5. Results were as follows: The additions of polysaccharides and water extract had a significant promotion on the growth of *Lactobacillus brevis*. The optimum concentrations of steroidal saponins and water extract were 0.40 mg/mL and 5%, respectively.

**Keywords:** *Fructus tribuli*, *Lactobacillus brevis*, polysaccharides, probiotics

#### INTRODUCTION

*Tribulus terrestris* L. is an annual herb that grows worldwide, especially in the subtropical area of Asia, Africa, Europe, America and Australia (Topia *et al.*, 1994; Kostova *et al.*, 2002; Combarieu *et al.*, 2003). The fruits of *T. terrestris* known to the Chinese as "Jili" are allowed to use in functional food by the Ministry of Health of China and used in the folk medicine in India, China, Bulgaria and other countries against various diseases, including impotence tonic, cardiovascular diseases, anti-hypertensive urinary anti-infective, anti-inflammatory and immunosuppressive activities (Sangeeta *et al.*, 1994; Somanandhan *et al.*, 1999; Wu *et al.*, 1999; Ali *et al.*, 2001; Deepak *et al.*, 2002; Wu *et al.*, 2003; Ali *et al.*, 2003a, b; Joshia *et al.*, 2005). The occurrence of saponins, polysaccharides, alkaloids, amides, flavonoids and cinammic acid has been reported in Jili (Saleh *et al.*, 1982; Wu *et al.*, 1996; Yan *et al.*, 1996; Wang *et al.*, 1997; Li *et al.*, 1998; Fang *et al.*, 1999; Wu *et al.*, 1999; Kostova *et al.*, 2002).

In previous research, the hot water extract from *Fructus tribuli* was found to promote the growth of *L. acidophilus acidophilus*, *Lactobacillus bulgaricus* and *Bifidobacterium bifidum* (Shu *et al.*, 2007, 2011a, b). In our previous research, we found the additions of steroidal saponins and flavonoid had a significant promotion on the growth of *Lactobacillus brevis*. The optimum concentrations of steroidal saponins and flavonoid were 0.20 and 0.15 mg/mL, respectively (Miao *et al.*, 2012). The aim of our research was to study the effect of polysaccharides and water extract from *Fructus tribuli* on growth of *Lactobacillus brevis*.

#### MATERIALS AND METHODS

**Microorganism:** *Lactobacillus brevis* was obtained from Xijing University. The strain was grown three successive times in MRS broth (Hopebio, Qingdao, China), the inoculums was 2% (v/v), 37°C for 24 h (Shu *et al.*, 2007).

**Preparation of the extract from *Fructus tribuli*:** *Fructus tribuli* was ground in a high speed disintegrator (Model SF-2000, Shanghai, China), then was extracted by distilled water (liquid: solid ratio (mL/g) 14:1, While the temperature (95°C) of the water bath was kept steady, The extraction in a 1.0 l stainless steel boiler in the water bath was stirred with an electric mixing paddle for 1.5 h, then obtained the water extract of *Fructus tribuli* by filtration and centrifugation.

**Culture conditions:** The MRS media were autoclaved at 118°C for 15 min and then added filter sterilized polysaccharides or water extract from *Fructus tribuli*. The concentration of polysaccharides added to MRS media in anaerobic tube was 0.10, 0.20, 0.30, 0.40 and 0.50 mg/mL, respectively. The concentration of water extract added to MRS media in anaerobic tube was 1, 2, 3, 4 and 5%, respectively. The sterilized MRS broth containing steroidal polysaccharides or water extract was inoculated with 2% (v/v) inoculum. The temperature was kept at 37°C and then determined growth of *Lactobacillus brevis* and pH at incubation 2, 5, 20, 24 and 27 h, respectively. MRS media without polysaccharides or water extract was included in this experiment as the control.

**Corresponding Author:** Zongcheng Miao, Xijing University, Xi'an, Shaanxi Province, 710123, P.R. China

This work is licensed under a Creative Commons Attribution 4.0 International License (URL: <http://creativecommons.org/licenses/by/4.0/>).

**The measurement of growth and pH:** The growth of *Lactobacillus brevis* was evaluate by measuring the optical density at 600 nm (OD<sub>600</sub>) by a spectrophotometer (SP-756 PC, Shanghai Spectrum Instruments Co., Ltd., Shanghai, China). The pH of MRS broth was measured by a pH-meter (pHS-3C Shanghai Precision Scientific Instrument Co., Ltd, Shanghai, China).

## RESULTS AND DISCUSSION

**Effect of polysaccharides on growth of *Lactobacillus brevis*:** The effect of polysaccharides on growth of *Lactobacillus brevis* and pH in the MRS broth containing polysaccharides from *Fructus tribuli* showed in Fig. 1 and 2.

With the concentrations of polysaccharides from *Fructus tribuli* increasing, The OD<sub>600</sub> values of

*Lactobacillus brevis* decreased gradually from 0.323 and 0.346 at the control to 0.249 and 0.254 at 0.50 mg/mL at 2 and 5 h, respectively, but the pH of the medium has not significant difference. The first few h were lag phase, so *Lactobacillus brevis* grew slowly and the addition of polysaccharides from *Fructus tribuli* had a slight inhibition on growth of *Lactobacillus brevis* at first few hours. At 20, 24 and 27 the OD 600 values of *Lactobacillus brevis* first increased gradually from 1.671, 1.822 and 1.952 at the control to 1.896, 1.991 and 3.244 at 0.40 mg at 20, 24 and 27 h and then decreased to 1.838, 1.945 and 2.972 at 0.50 mg/mL, respectively. Therefore, addition of polysaccharides from *Fructus tribuli* could promote the growth of *Lactobacillus brevis*. The optimum concentration of polysaccharides in MRS broth for *Lactobacillus brevis* was 0.40 mg/mL at incubation 24 h.

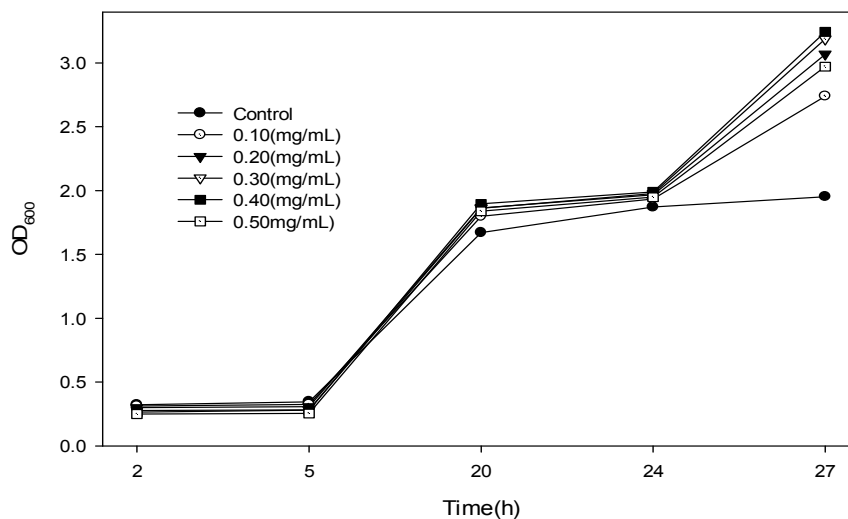


Fig. 1: The effect of polysaccharides from *Fructus tribuli* on the growth of *Lactobacillus brevis*

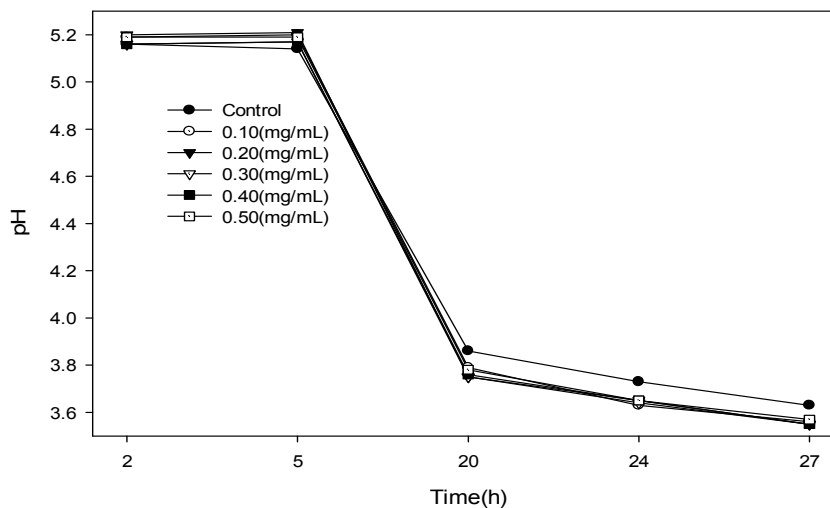


Fig. 2: The effect of polysaccharides from *Fructus tribuli* on the pH in the MRS broth

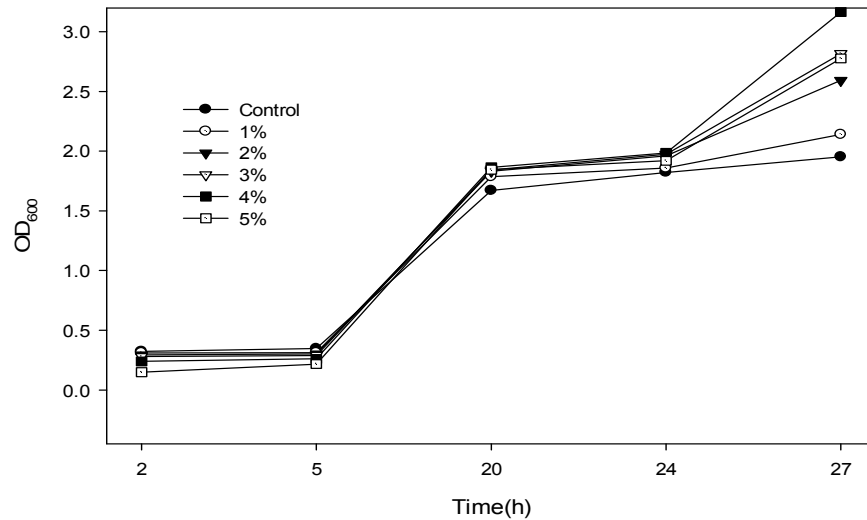


Fig. 3: The effect of water extract from *Fructus tribuli* on the pH in the MRS broth

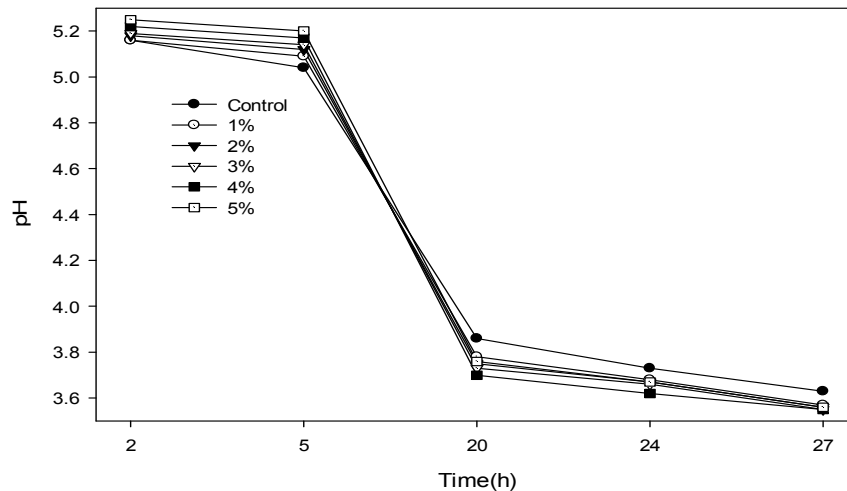


Fig. 4: The effect of water extract of *Fructus tribuli* on the pH in the MRS broth

#### Effect of extract of on growth of *Lactobacillus brevis*:

The effect of water extract on growth of *Lactobacillus brevis* and pH in the MRS broth containing water extract from *Fructus tribuli* showed in Fig. 3 and 4.

With the concentrations of water extract from *Fructus tribuli* increasing, The OD 600 values of *Lactobacillus brevis* decreased gradually from 0.323 and 0.346 at the control to 0.148 and 0.217 at 5% at 2 and 5 h, respectively, but the pH of the medium has not significant difference. At 20, 24 and 27 h the OD600 values of *Lactobacillus brevis* first increased gradually from 1.671, 1.822 and 1.952 at the control to 1.863, 1.985 and 3.164 at 4% at 20, 24 and 27 h and then decreased to 1.845, 1.919 and 2.776 at 5%, respectively. Therefore, addition of water extract from *Fructus tribuli* could promote the growth of *Lactobacillus brevis*. The optimum concentration of water extract in MRS media for *Lactobacillus brevis* was 4% at incubation 24 h.

#### CONCLUSION

Addition of polysaccharides and water extract from *Fructus tribuli* has the significant promotion on growth of *Lactobacillus brevis* at incubation 24 h. The optimum concentrations of polysaccharides and water extract in MRS broth were 0.40 mg/mL and 5% for *Lactobacillus brevis* and the maximum OD<sub>600</sub> values were 1.991 and 1.985 at 37°C for 24 h, respectively.

#### REFERENCES

- Ali, M.S., D. Radbod and A. Nasrin, 2003a. Study of antihypertensive mechanism of *Tribulus terrestris* in 2K1C hypertensive rats: Role of tissue ACE activity. *Life Sci.*, 73: 2963-2971.
- Ali, N.A., C.K. Julich and U. Lindequist, 2001. Screening of Yemeni medicinal plants for antibacterial and cytotoxic activities. *J. Ethnopharm.*, 74: 173-179.

- Ali, M., S. Wahbi, H. Twajj and A. Badr, 2003b. *Tribulus terrestris*: Preliminary study of its diuretic and contractile effects and comparison with *Zea mays*. J. Ethnopharm., 85: 257-260.
- Combarieu, E.D., N. Fuzzati, M. Lovati and E.M. Calli, 2003. Furostanolsaponins from *Tribulus terrestris*. Fitoterapia, 74: 583-591.
- Deepak, M., G. Dipankar, D. Prashanth, M.K. Asha, A. Amit and B.V. Venkataraman, 2002. Tribulosin and beta-sitosterol-D-glucoside, the anthelmintic principles of *Tribulus terrestris*. Phytomedicine, 9: 753-756.
- Fang, S., C. Hao, Z. Liu, F. Song and S. Liu, 1999. Application of electrospray ionization mass spectrometry combined with sequential tandem mass spectrometry techniques for the profiling of steroidal saponin mixture extracted from *Tribulus terrestris*. Planta. Med., 65: 68-73.
- Joshia, V.S., B.B. Parekha, M.J. Joshia and A.B. Vaidya, 2005. Herbal extracts of *Tribulus terrestris* and *Bergenia ligulata* inhibit growth of calcium oxalate monohydrate crystals in vitro. J. Cryst. Growth, 275: e1403-e1408.
- Kostova, I., D. Dinchev, G.H. Rentsch, V. Dimitrov and A. Ivanova, 2002. Two new sulfated furostanol saponins from *Tribulus terrestris*. Z Naturforsch C., 57(1-2): 33-38.
- Li, J.X., Q. Shi, Q.B. Xiong, J.K. Prasain, Y. Tezuka, T. Hareyama, Z.T. Wang, K. Tanaka, T. Namba and S. Kadota, 1998. Tribulusamide A and B, new hepatoprotective lignanamides from the fruits of *Tribulus terrestris*: Indications of cytoprotective activity in murine hepatocyte culture. Planta Med., 64: 628-631.
- Miao, Z., Y. Zhang and D. Wang, 2012. Effect of steroidal saponins and flavonoid from *Fructus tribuli* on growth of *Lactobacillus brevis*. Adv. Mater. Res., 366: 506-509.
- Saleh, N.A.M., A.A. Ahmed and M.F. Abdulla, 1982. Flavonoid glycosides of *Tribulus pentandrus* and *T. terrestris*. Phytochem., 21: 1995-2000.
- Sangeeta, D., H. Sidhu, S.K. Thiud and R. Nath, 1994. Effect of *Tribulus terrestris* on oxalate metabolism in rats. J. Ethnopharm., 44: 61-66.
- Shu, G.W., J.L. Lu and H. Chen, 2007. Research on reciprocity between probiotics and *Tribulus Terrestris*. Sci. Technol. Food Ind., 31: 103-105.
- Shu, G., H. Chen, T. Qin and Q. Ma, 2011a. Effect of the extract of *Fructus tribuli* on growth of *Lactobacillus acidophilus*. Key Eng. Mater., 480-481: 261-264.
- Shu, G., M. Hu, H. Chen and Z. Ji, 2011b. Effect of the extract of *Fructus tribuli* on growth of *Bifidobacterium bifidum*. Proceeding of the 5th International Conference on Bioinformatics and Biomedical Engineering (ICBBE), pp: 1-3.
- Somanandhan, B., G. Varughese, P. Palpu, R. Sreedharan, L. Gudiksen, U. Wagner Smitt and U. Nyman, 1999. An ethnopharmacological survey for potential angiotensin converting enzyme inhibitors from Indian medicinal plants. J. Ethnopharm., 65: 103-112.
- Topia, M.O., M.A. Giordano and H.G. Gueper, 1994. An outbreak of hepato-genous photosensitization in sheep grazing *Tribulus terrestris* in Argentina. Vet. Hum. Toxicol., 36(4): 311-313.
- Wang, Y., K. Ohtani, R. Kasai and K. Yamasaki, 1997. Steroidal saponins from fruits of *Tribulus terrestris*. Phytochemistry, 45: 811-817.
- Wu, T.S., L.S. Shi and S.C. Kuo, 1999. Alkaloids and other constituents from *Tribulus terrestris*. Phytochemistry, 50: 1411-1415.
- Wu, T.S., L.S. Shi and S.C. Kuo, 2003. Evaluation of antibacterial activity of *Tribulus terrestris* L. growing in Iran. Iran. J. Pharmacol. Therap., 2: 22-24.
- Wu, G., S.H. Jiang, F.X. Jiang, D.Y. Zhu, H.M. Wu and S.K. Jiang, 1996. Steroidal glycosides from *Tribulus terrestris*. Phytochemistry, 42: 1677-1681.
- Yan, W., K. Ohtani, R. Kasai and K. Yamasaki, 1996. Steroidal saponins from fruits of *Tribulus terrestris*. Phytochemistry, 42: 1417-1422.