

## Research Article

### Steady State Analysis of Convex Combination of Affine Projection Adaptive Filters

<sup>1</sup>S. Radhika and <sup>2</sup>Sivabalan Arumugam

<sup>1</sup>Faculty of Electrical and Electronics Engineering, Sathyabama University,

<sup>2</sup>NEC Mobile Networks Excellence Centre, Chennai, India

**Abstract:** The aim of the study is to propose an adaptive algorithm using convex combinational approach to have both fast convergence and less steady state error simultaneously. For this purpose, we have used two affine projection adaptive filters with complementary nature (both in step size and projection order) as the component filters. The first component filter has high projection order and large step size which makes it to have fast convergence at the cost of more steady state error. The second component filter has slow convergence and less steady state error due to the selection of small step size and projection order. Both are combined using convex combiner so as to have best final output with fast convergence and less steady state error. Each of the component filters are updated using their own error signals and stochastic gradient approach is used to update the convex combiner so as to have minimum overall error. By using energy conservation argument, analytical treatment of the combination stage is made in stationary environment. It is found that during initial stage the proposed scheme converges to the fast filter which has good convergence later it converges to either of the two (whichever has less steady state error) and towards the end, the final output converges to slow filter which is superior in lesser steady state error. Experimental results proved that the proposed algorithm has adopted the best features of the component filters.

**Keywords:** Affine projection adaptive filter, convex combination, echo cancellation, energy conservation argument, excess mean square error, steady state error analysis

## INTRODUCTION

Adaptive filters were used for various applications ranging from noise cancellation, system identification, echo cancellation, time delay estimation, model order selection etc. The desirable characteristic of an adaptive filter includes high convergence, small steady state error and low computational complexity. Some of the popular adaptive filters were Least Mean Square (LMS), Normalized Least Mean Square (NLMS), Affine Projection Algorithm (APA), Recursive Least Square (RLS) algorithm (Haykin, 2002). However each has their own limitations. The one with small steady state error has small convergence (RLS). If the convergence is good, then the steady state error is more (LMS). If both are satisfied then the computational complexity is more (APA). If all the above are met, then they have very poor tracking capability especially with colored or speech input (NLMS) (Haykin, 2002; Radhika and Arumugam, 2012). Several variants with improved performance includes variable step size (Paleologu *et al.*, 2008) sparse (Naylor *et al.*, 2006), proportionate (Haiquan *et al.*, 2014; Zhao and Yu, 2014) frequency domain (He *et al.*, 2014) adaptive filters. But none

satisfies all the requirement of an adaptive filter. Therefore combinational approach is found to have a promising solution for an overall improvement in adaptive filter performance (Zhang and Chambers, 2006; Martinez-Ramon *et al.*, 2002). In a combinational approach, more than one adaptive filter is operated in parallel in two or more stages. The output of one stage acts as the input for the second stage which is done efficiently by a suitable combiner. One such combiner is the convex combiner. Convex combination is used to combine different adaptive filters for an improved overall performance (Zhang and Chambers, 2006; Martinez-Ramon *et al.*, 2002; Das and Chakraborty, 2014; Choi *et al.*, 2014; Arenas-Garcia *et al.*, 2005a; Kozat *et al.*, 2010). Convex combination of slow and fast LMS adaptive filter is discussed in the context of system identification with variation in tap length (Zhang and Chambers, 2006). The simulation results were performed for low SNR and it is proved that the combination approach has improved performance even in low signal to noise ratio conditions. A similar analysis for plant identification is made using LMS adaptive filter (Martinez-Ramon *et al.*, 2002). Convex combination of zero attracting LMS and conventional LMS is discussed for system identification application

**Corresponding Author:** S. Radhika, Research Scholar, Faculty of Electrical and Electronics Engineering, Sathyabama University, Chennai, India

This work is licensed under a Creative Commons Attribution 4.0 International License (URL: <http://creativecommons.org/licenses/by/4.0/>).

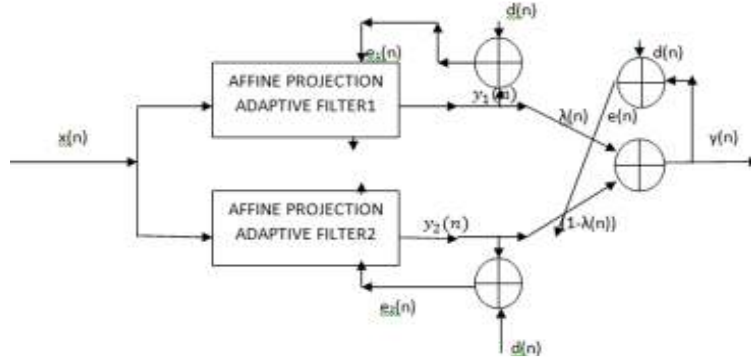


Fig. 1: General system description

(Das and Chakraborty, 2014). From the results, it is proved that the combinational approach adapts dynamically to the level of sparseness with less complexity than any other algorithm. In Azpicueta-Ruiz *et al.* (2011) kernel LMS and kernel RLS were combined to obtain the best performance applicable for echo cancellation application.

A general theoretical analysis of convex combination two adaptive filters is discussed in detail in Arenas-Garcia *et al.* (2006) and Martinez-Ramon *et al.* (2002). Steady state analysis of convex combination of two LMS is considered in Arenas-Garcia *et al.* (2005b). The convex combiner is represented as a sigmoid function so that the convex combiner never exceeds one. Energy conservation argument is used to obtain the steady state mean square error. From the results it is found that the steady state error is at least similar to one of the filter and even lesser than both under certain conditions. The extension of Arenas-Garcia *et al.* (2005a) is carried out in Arenas-Garcia *et al.* (2006) where tracking in stationary and non stationary environment is discussed in detail. Two LMS with variable step size is also discussed. In Arenas-Garcia *et al.* (2005b) a general rule for convex combination of multiple LMS adaptive filter is derived. Softmax activation function is used for the mixing of multiple LMS filters. Two variants of LMS which are M-LMS and D-LMS were introduced to obtain improved tracking and speed than the CLMS approach (Arenas-Garcia *et al.*, 2006). Normalized rule for the updation is proposed in Azpicueta-Ruiz *et al.* (2008). From the paper it is proved that normalization gives more stability and also simplified the selection of step size than the CLMS approach.

In Kim *et al.* (2008) convex combination of two APA with different regularization for each component filter is proposed. In Choi *et al.* (2014) convex combination of NLMS and APA is proposed. The optimum value for the convex combiner is derived based on mean square error deviation analysis. It is also found that the performance is much improved than the individual filter acting alone. Kwang-Hoon *et al.* (2014) discussed the convex combination of two APA with one having large projection order and the other with small projection order. The simulation results proved that they

outperform the single long filter approach both in Mean Square Error (MSE) and in convergence rate.

Thus from the above literature survey it is found that combinational approach has improved overall performance than single filter approach. Also APA is faster and is more suitable for speech input (Haykin, 2002). Therefore we propose to combine two APA using convex combiner. A theoretical analysis based on energy conservation argument is made to prove that there is performance improvement.

Figure 1 specifies the system model. It consists of two stages. The first stage consists of two independent APA filters. Their input is  $x(n)$  and they produce their own error signal to produce the estimated output  $y_1(n)$  and  $y_2(n)$ . The second stage consists of the combination stage where the convex combiner  $\lambda(n)$  is used to obtain the overall system output as  $y(n)$  given by:

$$y(n) = \lambda(n)y_1(n) + (1 - \lambda(n))y_2(n) \quad (1)$$

Similarly if  $w_1(n)$  and  $w_2(n)$  are the component weight vectors, then they can be represented as:

$$w(n) = \lambda(n)w_1(n) + (1 - \lambda(n))w_2(n) \quad (2)$$

Here  $\lambda(n)$  is called convex combiner. A combiner is said to be convex if the values are non negative and are restricted to a maximum of one. As done in Arenas-Garcia *et al.* (2006) it is more convenient to represent  $\lambda(n)$  in terms of the sigmoidal function:

$$\lambda(n) = \text{sigm}(a(n)) = \frac{1}{1 + e^{-a(n)}} \quad (3)$$

The updation for the convex combiner is done using gradient descent algorithm as done in (Arenas-Garcia *et al.*, 2006) given by:

$$a(n+1) = a(n) - \frac{\mu_a}{2} \frac{\partial e^2(n)}{\partial a(n)} \quad (4)$$

Here the error signal for the overall filter structure is given by  $e(n) = d(n) - y(n)$  where  $d(n)$  is the desired output. Substituting  $y(n)$  from (1) in  $e(n)$  we get the  $a(n)$  in recursive form as:

$$a(n+1) = a(n) + \mu_a e(n)[y_1(n) - y_2(n)]\lambda(n)[1 - \lambda(n)] \quad (5)$$

Practically the range of  $a(n)$  is restricted to  $[-a^+, +a^+]$  which in turn restricts  $\lambda(n)$  to  $[1 - \lambda^+, \lambda^+]$ .

### MATERIALS AND METHODS

In this section we combine two APA with different step size and projection order using convex combiner. Let the first one has larger step size  $\mu_1$  and projection order  $L_1$  and the second has smaller step size  $\mu_2$  and projection order  $L_2$ . The selection is made such that  $L_2 < L_1 < M$ , where  $M$  is the order of the filter.

The desired output and the input are related using linear regression model is given in (6).  $w_{opt}^T(n)$  is the unknown weight vector of length  $M$ ,  $v(n)$  is the independent and identically distributed noise which is independent of  $x(n)$  with variance  $\sigma_v^2$ . The following are the assumptions of APA based on the energy conservation argument (Shin and Sayed, 2004; Sayed, 2003):

$$d(n) = w_{opt}^T(n)x(n) + v(n) \quad (6)$$

The weight error vector ( $\epsilon(n)$ ) is defined as the difference between the optimum weight and estimated weight vector. For the component filter:

$$\epsilon_i(n) = w_i^{opt}(n) - w_i(n) \quad \forall i = 1, 2 \quad (7)$$

For the final output:

$$\epsilon(n) = w^{opt}(n) - w(n) \quad (8)$$

The weight error vector in recursive form can be written as:

$$\begin{aligned} \epsilon_i(n+1) = \\ \epsilon_i(n) - \mu_i A_i^*(n)(A_i(n)A_i^*(n))^{-1} \epsilon_i(n) \end{aligned} \quad (9)$$

The a priori error vector and the a posteriori error vector for the component and the combinational filter is defined as in Shin and Sayed (2004):

$$e_{p,i}(n) = A_i(n)\epsilon_i(n+1) \quad \forall i = 1, 2 \quad (10)$$

$$e_{a,i}(n) = A_i(n)\epsilon_i(n) \quad \forall i = 1, 2 \quad (11)$$

$$e_i(n) = e_{a,i}(n) + v(n) \quad \forall i = 1, 2 \quad (12)$$

$$e_p(n) = \lambda(n)e_{p,1}(n) + (1 - \lambda(n))e_{p,2}(n) \quad (13)$$

$$e_a(n) = \lambda(n)e_{a,1}(n) + (1 - \lambda(n))e_{a,2}(n) \quad (14)$$

$$e(n) = e_a(n) + v(n) \quad (15)$$

The MSE and Excess Mean Square Error (EMSE) for the component and combinational filter is defined as:

$$MSE_i = \lim_{n \rightarrow \infty} E|e_i(n)|^2 \quad (16)$$

$$EMSE_i = \lim_{n \rightarrow \infty} E|e_{a,i}(n)|^2 \quad (17)$$

$$MSE = \lim_{n \rightarrow \infty} E|e(n)|^2 \quad (18)$$

$$EMSE = \lim_{n \rightarrow \infty} E|e(n)|^2 \quad (19)$$

The cross excess Mean Square Error ( $EMSE_{1,2}$ ) for the component filter is given by:

$$EMSE_{1,2} = \lim_{n \rightarrow \infty} |e_{a,1}(n)e_{a,2}(n)| \quad (20)$$

Also from Cauchy Schwarz inequality  $EMSE_{1,2} \leq \sqrt{EMSE_1} \sqrt{EMSE_2}$  which implies that the cross excess mean square error cannot be greater than the component filter EMSE. We also define the change in EMSE as:

$$\Delta EMSE_1 = EMSE_1 - EMSE_{1,2} \quad (21)$$

$$\Delta EMSE_2 = EMSE_2 - EMSE_{1,2} \quad (22)$$

**Steady state performance:** The overall Steady state mean square error analysis in stationary environment is done in this section as in Arenas-Garcia *et al.* (2006). Taking expectation on both sides of (5) and using the assumption that  $\lambda(n)$  is independent of a priori errors of the component filter we get:

$$\begin{aligned} E\{a(n+1)\} = \\ \left[ E\{a(n)\} + \mu_a E\{\lambda(n)[1 - \lambda(n)]^2\} \Delta EMSE_2 \right]_{-a^+}^{a^+} \\ - \mu_a E\{\lambda(n)^2[1 - \lambda(n)]\} \Delta EMSE_1 \end{aligned} \quad (23)$$

In order to analyze the steady state error performance of the combinational filter, we need to find (21) and (22) which in turn requires the evaluation of  $EMSE_{1,2}$ . The EMSE equation for the component filter uses the assumption that the regularization  $\delta$  is a small value (Shin and Sayed, 2004). The  $EMSE_1$  for the component filter with large value of step size  $\mu_1$  and projection order  $L_1$  is given as:

$$EMSE_1 = \frac{\mu_1 \sigma_v^2}{2 - \mu_1} Tr(R_x) E \left[ \frac{L_1}{\|x(n)\|^2} \right] \quad (24)$$

Similarly for the component filter with smaller value of step size  $\mu_2$  and projection order  $L_2$  the excess mean square value  $EMSE_2$  is given as:

$$EMSE_2 = \frac{\mu_2 \sigma_v^2}{2 - \mu_2} \quad (25)$$

To obtain the cross  $EMSE_{1,2}$  we use energy conservation relation (Shin and Sayed, 2004) as follows. For the component filters the energy conservation relation is given by:

$$\epsilon_i(n+1) + A_i^*(n)(A_i(n)A_i^*(n))^{-1}e_{a,i}(n) = \epsilon_i(n) + A_i^*(n)(A_i(n)A_i^*(n))^{-1}e_{p,i}(n) \quad (26)$$

Multiplying the complex conjugate of (26) for  $i = 1$  with (26) for  $i = 2$  and neglecting the dependency of  $\epsilon_i(n)$  on past noises and if expectation is taken on both sides, we get:

$$\begin{aligned} \epsilon_1^*(n+1)\epsilon_2(n+1) + e_{a,1}^*(n)(A_1(n)A_1^*(n))^{-1}A_1(n)A_2^*(n)(A_2(n)A_2^*(n))^{-1}e_{a,2}(n) &= \epsilon_1^*(n)\epsilon_2(n) + \\ e_{p,1}^*(n)(A_1(n)A_1^*(n))^{-1}A_1(n)A_2^*(n)(A_2(n)A_2^*(n))^{-1}e_{p,2}(n) & \end{aligned} \quad (27)$$

As  $n \rightarrow \infty$  we obtain:

$$E\{\epsilon_1^*(n+1)\epsilon_2(n+1)\} = E\{\epsilon_1^*(n)\epsilon_2(n)\} \quad (28)$$

The correlation between a priori and a posterior error for the component filter from Shin and Sayed (2004) is:

$$e_{p,i}(n) = e_{a,i}(n) - \mu_i A_i(n) A_i^*(n) (\delta I + A_i(n) A_i^*(n))^{-1} e_i(n) \quad (29)$$

Substituting (28) and (29) in (27) and using the assumption that noise vector  $v(n)$  is independent of the regression vector  $A_1(n) A_2(n)$  we get:

$$\begin{aligned} \mu_1 \mu_2 E\{e_1^*(n)(\delta I + A_1(n)A_1^*(n))^{-1}A_1(n)A_2^*(n)(\delta I + A_2(n)A_2^*(n))^{-1}e_2(n)\} &= \mu_1 \\ E\{e_1^*(n)(\delta I + A_1(n)A_1^*(n))^{-1}A_1(n)A_2^*(n)(A_2(n)A_2^*(n))^{-1}e_{a,2}(n)\} &+ \\ \mu_2 E\{e_{a,1}^*(n)(A_1(n)A_1^*(n))^{-1}A_1(n)A_2^*(n)(\delta I + A_2(n)A_2^*(n))^{-1}e_2(n)\} & \end{aligned} \quad (30)$$

Now substitute (12) in (30) we get:

$$\begin{aligned} \mu_1 \mu_2 E\{e_{a,1}^*(n)(\delta I + A_1(n)A_1^*(n))^{-1}A_1(n)A_2^*(n)(\delta I + A_2(n)A_2^*(n))^{-1}e_{a,2}(n)\} &+ \mu_1 \mu_2 E\{v^*(n)(\delta I + \\ A_1(n)A_1^*(n) - 1 A_1(n)A_2^*(n) \delta I + A_2(n)A_2^*(n) - 1 v(n) = \mu_1 E e_{a,1}^*(n) \delta I + A_1(n)A_1^*(n) - 1 A_1(n)A_2^*(n) A_2(n)A_2^*(n) & \\ - 1 e_{a,2}(n) + \mu_2 E e_{a,1}^*(n) A_1(n)A_1^*(n) - 1 A_1(n)A_2^*(n) \delta I + A_2(n)A_2^*(n) - 1 e_{a,2}(n) & \end{aligned} \quad (31)$$

Let:

$$\begin{aligned} P(n) &= (\delta I + A_1(n)A_1^*(n))^{-1}A_1(n)A_2^*(n)(\delta I + A_2(n)A_2^*(n))^{-1} \\ Q(n) &= (\delta I + A_1(n)A_1^*(n))^{-1}A_1(n)A_2^*(n)(A_2(n)A_2^*(n))^{-1} \\ R(n) &= (A_1(n)A_1^*(n))^{-1}A_1(n)A_2^*(n)(\delta I + A_2(n)A_2^*(n))^{-1} \end{aligned} \quad (32)$$

Replacing (31) by using (32), we get (33):

$$\begin{aligned} \mu_1 \mu_2 E\{e_{a,1}^*(n)P(n)e_{a,2}(n)\} + \mu_1 \mu_2 E\{v^*(n)P(n)v(n)\} &= \\ \mu_1 E\{e_{a,1}^*(n)Q(n)e_{a,2}(n)\} + \mu_2 E\{e_{a,1}^*(n)R(n)e_{a,2}(n)\} & \end{aligned} \quad (33)$$

From the Eq. (33) we can obtain the  $EMSE_{1,2}$ . Based on the assumption A.2 of Shin and Sayed (2004) and using the Appendix A of Shin and Sayed (2004) we get the LHS of (33) as:

$$\begin{aligned} \mu_1 \mu_2 E\{e_{a,1}^*(n)P(n)e_{a,2}(n)\} + \mu_1 \mu_2 E\{v^*(n)P(n)v(n)\} & \\ = \mu_1 \mu_2 Tr E\{e_{a,1}^*(n)e_{a,2}(n)P(n)\} + \mu_1 \mu_2 E\{v^*(n)v(n)P(n)\} & \\ = \mu_1 \mu_2 EMSE_{1,2} Tr(E\{S.P(n)\}) + \mu_1 \mu_2 \sigma_v^2 Tr(E\{P(n)\}) & \end{aligned} \quad (34)$$

Similarly, the RHS of (33) becomes:

$$\begin{aligned} \mu_1 E\{e_{a,1}^*(n)Q(n)e_{a,2}(n)\} + \mu_2 E\{e_{a,1}^*(n)R(n)e_{a,2}(n)\} &= \\ \mu_1 EMSE_{1,2} Tr(E\{S.Q(n)\}) + \mu_2 EMSE_{1,2} Tr(E\{S.R(n)\}) & \end{aligned} \quad (35)$$

Eliminating  $EMSE_{1,2}$  we get:

$$EMSE_{1,2} = \frac{\mu_1 \mu_2 \sigma_v^2 Tr[E(P(n))]}{\mu_1 Tr[S_2.E(Q(n))] + \mu_2 Tr[S_3.E(R(n))] - \mu_1 \mu_2 Tr[S_1.E(R(n))]} \quad (36)$$

In order to simplify (36) we adopt the partitioning method. Let us partition  $A_2(n)$  as  $[A_1(n) \overline{A_2(n)}]$ . After little mathematics we get:

$$Tr[E(P(n))] = Tr \left\{ E \left[ \begin{pmatrix} ((A_1(n)A_1^*(n))^{-1}) & 0 \\ 0 & 0 \end{pmatrix} \right] \right\}$$

If the regularization parameter  $\delta$  is small, then  $P(n) = Q(n) = R(n)$ . Since  $\mu_1$  is larger and  $\mu_2$  is smaller step size we get  $S_1 = S_3 = I$  and  $S_2 = 11^T$ . Therefore (36) gets simplified as:

$$EMSE_{1,2} = \frac{\mu_{12} \sigma_v^2 Tr[R]}{(2 - \mu_{12}) Tr[R]} \quad (37)$$

where,  $\mu_{12} = \frac{2\mu_1 L_1 \mu_2}{\mu_1 + L_1 \mu_2}$ .

Since  $\mu_1$  is larger and  $\mu_2$  is smaller,  $L_1$  is larger than unity, the step size  $\mu_{12}$  is obtained as  $\mu_1 > \mu_{12} > \mu_2$ . Therefore we can substitute  $S = I$ . Thus  $EMSE_{1,2}$  becomes:

$$EMSE_{1,2} = \frac{\mu_{12} \sigma_v^2}{(2 - \mu_{12})} \quad (38)$$

From the above we find that there is similarities between (25) and (38). So we can write  $EMSE_{1,2}$  as:

$$EMSE_1 > EMSE_{1,2} > EMSE_2 \quad (39)$$

which makes us to conclude that we are in the second case of discussion made in Arenas-Garcia *et al.* (2006). The  $\Delta EMSE_1$  is positive and  $\Delta EMSE_2$  is negative. This

makes us to write  $EMSE_{1,2} \cong EMSE_2$ . Thus we can say that the combinational affine projection filter has steady state error is more or less same as that of the component filter with step size  $\mu_2$  and projection order  $L_2$ . Thus we have obtained similar results of Arenas-Garcia *et al.* (2006) with an improved convergence and lower steady state error than obtained by combinational LMS.

## RESULTS AND DISCUSSION

The simulation is performed in the context of acoustic echo cancellation. The input consists of colored noise which is obtained by passing Gaussian white noise through a system with impulse response  $H(z) = 1/(1-0.7z^{-1})$ . The impulse response is obtained using image source method. The sampling frequency chosen is 8 kHz. The number of samples taken is 212. The signal to noise ratio is taken as 40 db. The noise is a white Gaussian noise with zero mean and unity variance. The length of the sequence is 10,000. The simulation is conducted with 50 independent trials.

In Fig. 2 the excess mean square error performance of the single and combination adaptive filter is plotted. The parameters set for this simulation are  $\mu_1 = 0.8$ ,  $\mu_2 = 0.1$ ,  $\mu_a = 100$ . The projection order for the filter are chosen to be  $L_1 = 10$ ,  $L_2 = 1$ . The sigmoid function  $a(n)$  limiting value is chosen between -4 to +4. We can able to see that initially the performance of C-APA matches with the faster convergence filter and later it matches with the smaller steady state error filter. As found from the theoretical results, we can see that the steady state error is same as that of the smaller step size filter  $\mu_2$ .

Figure 3 shows the variation of  $EMSE_{1,2}$  for different values of  $\mu_1$  and  $\mu_2$ . From the figure we can see that the  $EMSE_{1,2}$  increases as  $\mu_1$  is taken as larger value.

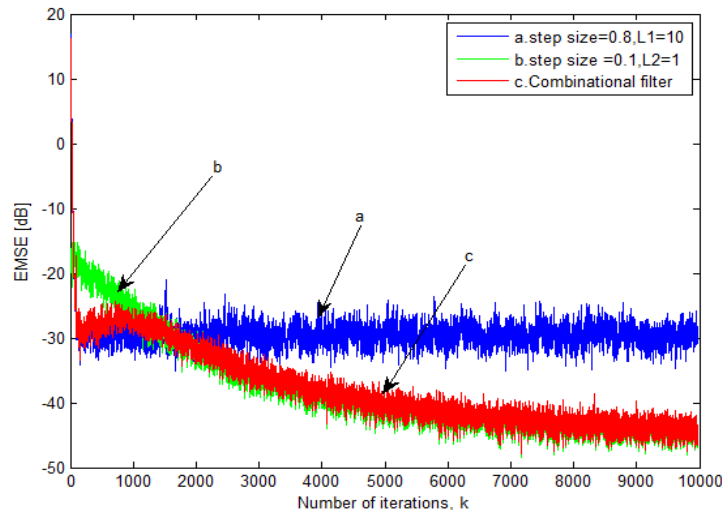


Fig. 2: Steady state performance of combinational affine projection filter and single filter with colored noise as input and with SNR = 40 db

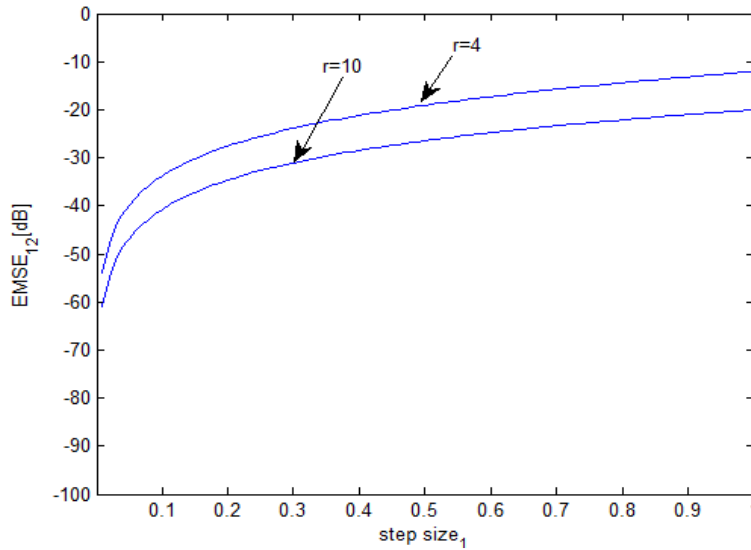


Fig. 3: Steady state excess cross mean square error estimated EMSE12 for different values of step size  $\mu_1$  and  $\mu_2$  is  $\mu_1 / r$

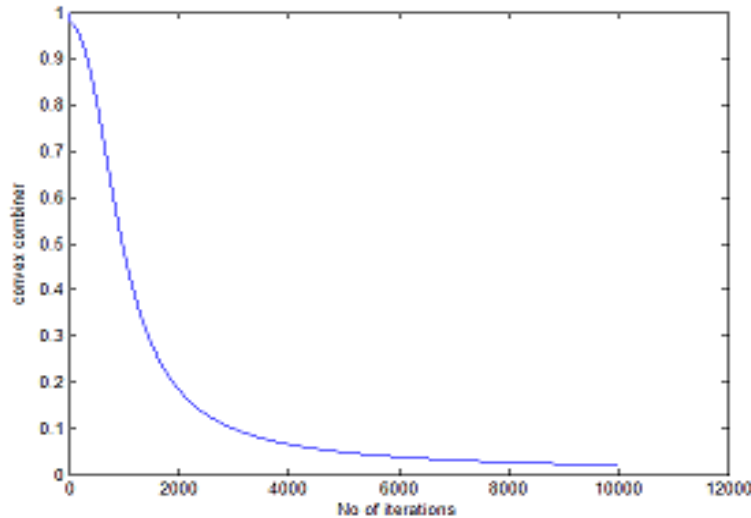


Fig. 4: Variation of the convex combiner with number of iterations

Figure 4 shows the variation of the convex combiner throughout the experiment. As seen from the graph we find that initially the convex combiner is nearer to unity which makes the combiner to select component filter 1 which has more convergence. As the number of iterations reaches half, the convex combiner reaches nearer to zero which makes the combination filter to align to component filter 2 which has less steady state error.

### CONCLUSION

We have seen that the combinational approach can improve the overall performance of the adaptive filter. One such combinational approach is presented in this study. The theoretical and the simulated results depicts that its performance is better than single filter acting alone. Our future approach will be to reduce the

computational complexity by replacing the higher complex affine projection adaptive filter by a proportionate APA.

### REFERENCES

- Arenas-Garcia, J., A.R. Figueiras-Vidal and A.H. Sayed, 2005a. Steady state performance of convex combinations of adaptive filters. Proceeding of the IEEE International Conference on Acoustics, Speech and Signal Processing (ICASSP'05), 4: iv33-iv36.
- Arenas-Garcia, J., V. Gomez-Verdejo and A.R. Figueiras-Vidal, 2005b. New algorithms for improved adaptive convex combination of LMS transversal filters. IEEE T. Instrum. Meas., 54(6): 2239-2249.

- Arenas-Garcia, J., A.R. Figueiras-Vidal and A.H. Sayed, 2006. Mean-square performance of a convex combination of two adaptive filters. *IEEE T. Signal Proces.*, 54(3): 1078-1090.
- Azpicueta-Ruiz, L.A., A.R. Figueiras-Vidal and J. Arenas-Garcia, 2008. A normalized adaptation scheme for the convex combination of two adaptive filters. *Proceeding of the IEEE International Conference on Acoustics, Speech and Signal Processing (ICASSP'08)*, pp: 3301-3304.
- Azpicueta-Ruiz, L.A., M. Zeller, A.R. Figueiras-Vidal, J. Arenas-Garcia and W. Kellermann, 2011. Adaptive combination of Volterra kernels and its application to nonlinear acoustic echo cancellation. *IEEE T. Audio Speech*, 19(1): 97-110.
- Choi, J.H., S.H. Kim and S.W. Kim, 2014. Adaptive combination of affine projection and NLMS algorithms. *Signal Process.*, 100: 64-70.
- Das, B.K. and M. Chakraborty, 2014. Sparse adaptive filtering by an adaptive convex combination of the LMS and the ZA-LMS algorithms. *IEEE T. Circuits-I*, 61(5): 1499-1507.
- Haiquan, Z., Y. Yi, G. Shibin, Z. Xiangping and H. Zhengyou, 2014. Memory proportionate APA with individual activation factors for acoustic echo cancellation. *IEEE T. Audio Speech*, 22(6).
- Haykin, S., 2002. *Adaptive Filter Theory*. 4th Edn., Prentice-Hall, Upper Saddle River, NJ.
- He, X., R.A. Goubran and P.X. Liu, 2014. A novel sub-band adaptive filtering for acoustic echo cancellation based on empirical mode decomposition algorithm. *Int. J. Speech Technol.*, 17(1): 37-42.
- Kim, K.H., Y.S. Choi, S.E. Kim and W.J. Song, 2008. Convex combination of affine projection filters with individual regularization. *Proceeding of the 23rd International Technical Conference on Circuits/Systems, Computers and Communications (ITC-CSCC)*.
- Kozat, S.S., A.T. Erdogan, A.C. Singer and A.H. Sayed, 2010. Steady-state MSE performance analysis of mixture approaches to adaptive filtering. *IEEE T. Signal Proces.*, 58(8): 4050-4063.
- Kwang-Hoon, K.I.M., C. Young-Seok, K. Seong-Eun and S. Woo-Jin, 2014. A low-complexity complementary pair affine projection adaptive filter. *IEICE T. Fund. Electr.*, 97(10): 2074-2078.
- Martinez-Ramon, M., J. Arenas-Garcia, A. Navia-Vazquez and A.R. Figueiras-Vidal, 2002. An adaptive combination of adaptive filters for plant identification. *Proceeding of the 14th International Conference on Digital Signal Processing, (DSP'02)*, 2: 1195-1198.
- Naylor, P.A., J. Cui and M. Brookes, 2006. Adaptive algorithms for sparse echo cancellation. *Signal Process.*, 86(6): 1182-1192.
- Paleologu, C., J. Benesty and S. Ciochin, 2008. A variable step-size affine projection algorithm designed for acoustic echo cancellation. *IEEE T. Audio Speech*, 16(8).
- Radhika, S. and S. Arumugam, 2012. A survey on the different adaptive algorithms used in adaptive filters. *Int. J. Eng. Res. Technol.*, 1(9).
- Sayed, A.H., 2003. *Fundamentals of Adaptive Filtering*. Wiley, New York.
- Shin, H.C. and A.H. Sayed, 2004. Mean-square performance of a family of affine projection algorithms. *IEEE T. Signal Proces.*, 52(1): 90-102.
- Zhang, Y. and J.A. Chambers, 2006. Convex combination of adaptive filters for a variable tap-length LMS algorithm. *IEEE Signal Proc. Let.*, 13(10): 628-631.
- Zhao, H. and Y. Yu, 2014. Improved efficient proportionate affine projection algorithm based on  $l_0$ -norm for sparse system identification. *J. Eng.*, 1(1).