

Research Article

A New Building Material: Mixture of Rice Straw, Laterite and Cement

D. Sow and A. Diokhane

Institut Universitaire de Technologie de l'Université de Thiès, BP 967, Sénégal

Abstract: The aim of this study is to improve the proprieties of the mixtures of rice straw and laterite. Thus, we conduct this study related to the mixtures of rice straw, laterite and cement for their use as building material. The lateritic formations represent the most abundant economical materials resources available in tropical and equatorial Africa. Rice straw is rich in cellulose. Consequently, few animals are able to use it as food. We have determined by experiments the mechanical and thermal properties of samples. The Interesting results obtained show that the integration of mixtures of rice straw, laterite and cement in building materials are great opportunities to reduce the cost of social housing. It also improves the thermal comfort.

Keywords: Cement, laterite, mechanical properties, mixture, rice straw, thermal properties

INTRODUCTION

In previous studies, we are interested in the valorization of mixture of laterite with rice straw through its integration in construction material (Sow *et al.*, 2014).

Thus, to improve the proprieties of these materials we interested in mixing them with Portland cement.

Portland cement is a hydraulic binder. It is the product obtained by reducing clinker powder consisting essentially of hydraulic calcium silicates and a small quantity of gypsum (hydrated calcium sulphate). Gypsum is a mineral used to delay and regulate the taking and hardening of cement (Norm EN 197-1, 2001; Norm AFNOR P 15-101-1, 2001).

The rice straw and the laterite are easily available in the open country (Demarquilly, 1987; BCEOM-CEBTP, 1975).

In Africa, earthen construction has become over the years an art: For example, cases-shells in Cameroon or the pyramids in Egypt. In these countries, finely chopped dried straw is a commonly used frame (Bakam *et al.*, 2004).

The resistance to compression of materials is one of the properties used in the design of buildings. The thermal resistance of a material gives it a certain insulation depending on its thickness and this resistance is particularly inversely proportional to the coefficient of thermal conductivity. Thus, the main objective of this research is to optimize the properties of Portland cement mixed with materials that we have developed such as laterite mixed with straw rice for possible use in the building construction.

MATERIALS AND METHODS

We used a hydraulic press to perform compression strength tests (Norm AFNOR NF P 18-411, 1981; Norm AFNOR NF P 18-412, 1981; Norm AFNOR NF P 18-406, 1995; Dupain *et al.*, 2000; Gaye, 2001; Sow *et al.*, 2014).

We used the boxes method to perform thermal conductivity tests (Bal, 2001; Voumbo *et al.*, 2010; Gaye *et al.*, 2004; Sow *et al.*, 2014).

RESULTS AND DISCUSSION

Basic materials used:

Cement: The cement that we used to improve our samples is CEM II/B-LL 32.5R cement from SOCOIM in Rufisque, a town 20 km from Dakar, Senegal.

This cement is a hydraulic binder because it holds and hardens by combining with water. This reaction is called hydration. It corresponds to the chemical reaction in which water and cement combine to give rise to a solid mass.

Portland cement CEM II / B-LL 32.5R is composed of 65-79% clinker, 21-35% limestone with a total organic carbon content (TOC) of less than or equal to 0.20% by mass and 0 to 5% fillers (Norm EN197-1, 2001; Norm AFNOR P 15-101-1, 2001).

Fillers are "secondary constituents" of cements, so they can never exceed 5% by mass in the cement composition. They are mineral materials, natural or artificial, which act by their granulometry on the

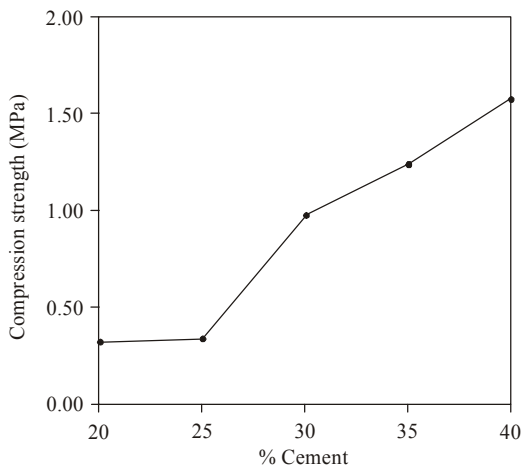


Fig. 1: Evolution of the compression strength according to the percentage of cement mixed with the optimum (laterite + straw)

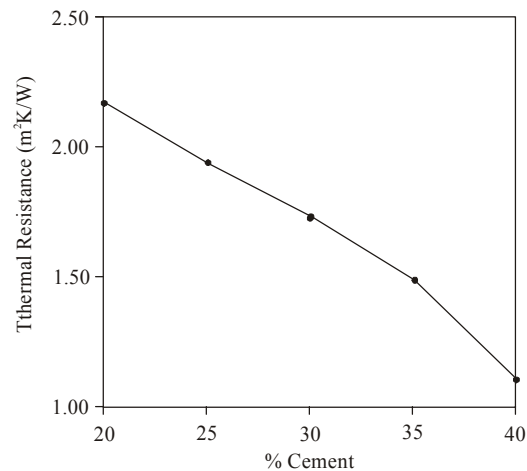


Fig. 3: Evolution of thermal resistance according to the percentage of cement mixed with the optimum for a wall thickness of 20 cm

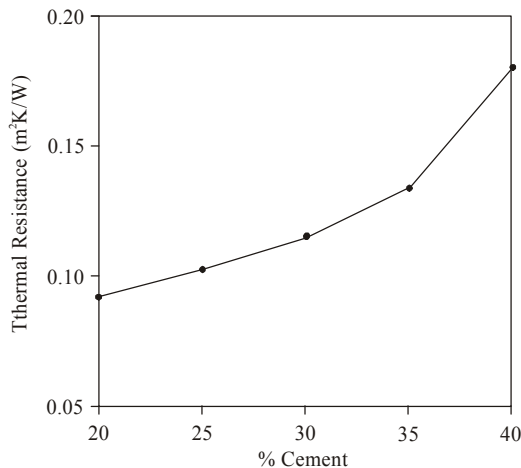


Fig. 2: Evolution of the thermal conductivity according to the percentage of cement mixed with optimum

Mechanical characterization: Figure 1 shows the results of compression strength of cement mixed with the optimum. This Fig. 1 shows that the compressive strength increases, but slowly between 20% and 25% of cement in the mixture. This means the effect of cement on mechanical strength begins above 25%.

Thermal characterization: Figure 2 shows the results of thermal conductivity of cement mixed with optimum. This Fig. 2 shows that the thermal conductivity increases, according to the percentage of cement. It's due to the fact that the effect of cement on thermal conductivity begins above 20%.

Figure 3 shows the results of thermal resistance according to the percentage of cement mixed with the optimum for a wall thickness of 20 cm. This Fig. 3 shows that the thermal resistance decreases according to the percentage of cement. Furthermore, it is important to note from 40% the material becomes less economical.

physical properties of the binders (maneuverability, water retention power).

Optimum (mixture consisting of 3% of rice straw and 97% of Montrolland laterite): This mixture is the most optimal mixture of rice straw and Montrolland laterite (Sow *et al.*, 2014; Sow, 2014).

Thus, this mixture has a compressive strength of 1.448 MPa and a thermal resistance of 0.268 m²K/W for a wall thickness of 20 cm. To make our sample, we have chosen the rice straw of variety Sahel 108, which is locally the most available.

We considered, also the fraction of this laterite passing the 5 mm sieve to make our samples. The straw comes from Dagana town located at 408 km from Dakar (Senegal). The laterite comes from Montrolland town located at 87 km from Dakar (Senegal).

THERMO-MECHANICAL RESULTS

To have in parallel the mechanical and thermal characteristics, we represented them in Fig. 4. This Fig. 4 shows that the most optimal mixture is composed of 30% of cement and 70% of optimum. This most optimal mixture has a thermal resistance of 1.739 m²K/W, for a wall thickness of 20 cm and a compressive strength of 0.979 MPa.

However, in order to justify this choice of optimal mixture, we can calculate the minimum mechanical strength we need to build a non-bearing wall with this material.

If we consider a 4 m high non-bearing wall built with this optimal composition of 1325 kg/m³ density. The base of the wall must have at least 0.052 MPa.

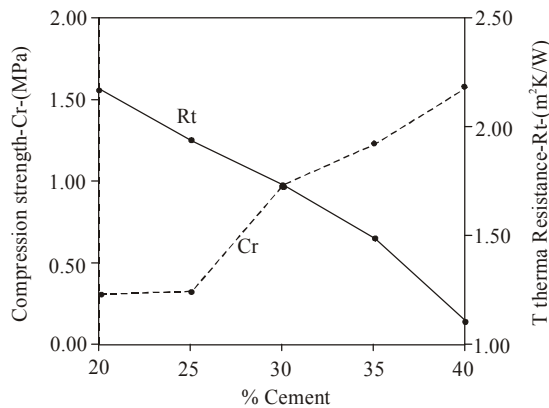


Fig. 4: Evolution of compression strength and thermal resistance according to the percentage of cement mixed with optimum for a wall thickness of 20 cm

compression strength. This is much lower than the mechanical compression strength of the optimal formulation.

This optimal mixture has a good thermal resistance and a mechanical resistance to the compression, which is above what is required for a filling wall of a building.

According to our previously published works, this one is simply additional data.

CONCLUSION

At the end of our study, we note that:

- Proceeding to mixtures of cement with optimum, we were able to optimize the thermo-mechanical properties of materials.
- The most optimal mixture is composed of 30% of cement and 70% of optimum (3% of rice straw and 97 % of Montrolland laterite).
- The most optimal mixture has a compression strength of 0.979 MPa and a thermal resistance of 1.739 m²K/W.

Finally, the interesting results obtained allow to reduce the cost of social housing and to improve thermal comfort.

CONFLICT OF INTEREST

We certify and declare that there is no conflict of financial or relevant interest in relation to the above-mentioned article.

REFERENCES

Bakam, A.B., M. Kor Ndikontar and I. Konfor Njilah, 2004. Essais de stabilisation de la latérite avec les fibres cellulosiques. Afr. J. Sci. Technol., 5(1): 22-28.

Bal, H., 2001. Modélisation et mesure de propriétés thermiques d'un milieu poreux humide: Brique de latérite avec gousse de mil. Ph.D. Thèse, ESP-UCAD-2011.

BCEOM-CEBTP, 1975. Manuel sur les Routes Dans les Zones Tropicales et Desertiques, Tome 2. Edition du Ministère de la Coopération Française. Etudes et Construction, pp: 480.

Demarquilly, C., 1987. Les Fourrages Secs: Récolte, Traitement, Utilisation. Institut National de la Recherche Agronomique, INRA Edn., Paris, France, pp : 692.

Dupain, R., R. Lanchon and J.C. Saint-Arronoman, 2000. Granulats, Sols, Ciments et Bétons: Caractérisation des Matériaux de Génie Civil Par les Essais de Laboratoire. 2nd Edn., Casteilla, Paris.

Gaye, S., 2001. Caractérisation des propriétés mécaniques, acoustiques et thermiques de matériaux locaux de construction au Sénégal. Ph.D. Thèse, d'Etat ès Sciences, FST-UCAD.

Gaye, S., Y. Bathly, V. Sambou and M. Adj, 2004. Optimization of the thermo-mechanical characteristics of building materials: Application in geoconcrete. Association Models and Simulation in Engineering, Economics and Management and General Applications (AMSE); Special Issue MS'2004-France, pp: 72-81.

Norm AFNOR NF P 18-411, 1981. Caractéristiques communes des machines hydrauliques pour essais de compression, flexion et traction des matériaux durs.

Norm AFNOR NF P 18-412, 1981. Caractéristiques particulières des machines hydrauliques pour essais de compression.

Norm AFNOR NF P 18-406, 1995. La présente norme a pour objet de définir l'essai de rupture par compression.

Norm AFNOR P 15-101-1, 2001. Composition, spécifications et critères de conformité des ciments courants.

Norm EN 197-1, 2001. La présente norme européenne définit et présente les spécifications de 27 ciments.

Sow, D., 2014. Caractérisation thermomécanique des mélanges de paille de riz et de matériaux à base d'argile en vue de leur utilisation dans l'habitat social. Ph.D. Thèse, ESP-UCAD.

Sow, D., M. Ahmat Chafadine, S. Gaye, M. Adj and I.K. Cisse, 2014. Integration of agricultural waste in local building materials for their exploitation: Application with rice straw. Res. J. Appl. Sci. Eng. Technol., 7(15): 3030-3035.

Voumbo, M.L., A. Wereme, S. Gaye, M. Adj and G. Sissoko, 2010. Characterization of the thermophysical properties of kapok. Res. J. Appl. Sci. Eng. Technol., 2(2): 143-148.